







Okuma Yazma Fasikülleri

Fasikül-6








İçinde "i" sesi olan varlıkları işaretleyelim.






İ sesi nerede? Uygun şekli boyayalım.





İ harfini yazılış yönüne dikkat ederek yazalım.



Handwriting practice lines for the letter 'İ'. Each line consists of a top line, a middle line, and a bottom line. The first line is pre-filled with the letter 'İ' at the start, followed by 10 empty spaces for practice. The remaining seven lines are empty for practice.



İ harfini yazılış yönüne dikkat ederek yazalım.



Handwriting practice line with a starting dot and a dashed vertical line for the letter 'İ'.

Handwriting practice line with a starting dot and a dashed vertical line for the letter 'İ'.

Handwriting practice line with a starting dot and a dashed vertical line for the letter 'İ'.

Handwriting practice line with a starting dot and a dashed vertical line for the letter 'İ'.

Handwriting practice line with a starting dot and a dashed vertical line for the letter 'İ'.

Handwriting practice line with a starting dot and a dashed vertical line for the letter 'İ'.

Handwriting practice line with a starting dot and a dashed vertical line for the letter 'İ'.

Handwriting practice line with a starting dot and a dashed vertical line for the letter 'İ'.



Harfleri yazılış yönüne dikkat ederek yazalım.



Handwriting practice line with a green background and a dashed line. It contains a series of vertical lines and dots for tracing the letter 'a'.

Handwriting practice line with a green background and a dashed line. It contains a series of vertical lines and dots for tracing the letter 'a'.

Handwriting practice line with a green background and a dashed line. It contains a series of vertical lines and dots for tracing the letter 'a'.

Handwriting practice line with a green background and a dashed line. It contains a series of vertical lines and dots for tracing the letter 'a'.

Handwriting practice line with a green background and a dashed line. It contains a series of vertical lines and dots for tracing the letter 'a'.

Handwriting practice line with a green background and a dashed line. It contains a series of vertical lines and dots for tracing the letter 'a'.

Handwriting practice line with a green background and a dashed line. It contains a series of vertical lines and dots for tracing the letter 'a'.

Handwriting practice line with a green background and a dashed line. It contains a series of vertical lines and dots for tracing the letter 'a'.



Hece ve kelimeleri okuyup yazalım.

i

l

il

il il il il il

il

il

l

i

li

li li li li li

li

li

A

li

Ali



Ali Ali Ali Ali

Ali

Ali

il

ke

ilke



ilke ilke ilke

ilke

ilke



Hece ve kelimeleri okuyup yazalım.

i
k
ik

ik ik ik ik ik
ik

ik

k
i
ki

ki ki ki ki ki
ki

ki

i
ki
iki

2

iki iki iki iki iki
iki

kel

el
ti
elli

50

elli elli elli
elli

elli



Cümleyi okuyup yazalım.

İlik

ilikle.

İlik ilikle.

İlik ilikle.

İlik ilikle.

İlik ilikle.



Metni her okuyuşumuzda bir ineği boyayalım. Daha sonra metni yazalım.

Kekik






İlke elek al.

Elli kekik al.

İlke kekik ele.

Elek ile ele.

İlke elekle ele.





Karesel okuma metnini bol bol okuyalım.

Al.

Ali al.

Ali keklik al.

Ali keklik ile al.

Ali keklik ile kekik al.

Ali keklik ile al.






Ali keklik al.

Ali al.

Al.

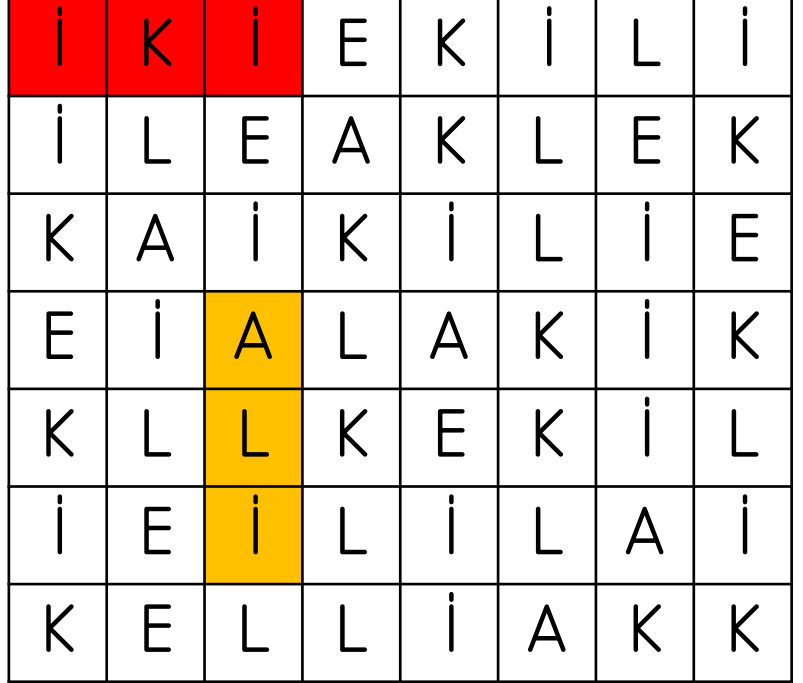


'İ' harfi olan inekleri boyayalım.





Verilen kelimeleri bulmacada bularak örnekteki gibi boyayalım.



Görselleri ok çizerek uygun kelimelerle eşleştirelim.



iki


aile

keklık

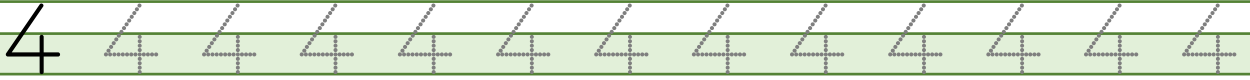
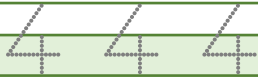
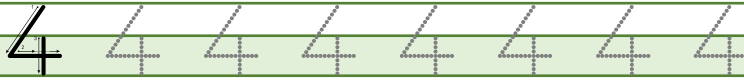

kekik



İçinde 4 tane varlık olan kutucukları işaretleyelim..



'4' rakamını yazılış yönüne dikkat ederek yazalım.



DİK TEMEL HARF GRUPLARI

Gruplar	Küçük Harf	Büyük Harf
1.Grup	e, l, a, k, i, n	E, L, A, K, İ, N
2.Grup	o, m, u, t, ü, y	O, M, U, T, Ü, Y
3.Grup	ö, r, ı, d, s, b	Ö, R, I, D, S, B
4.Grup	z, ç, g, ş, c, p	Z, Ç, G, Ş, C, P
5.Grup	h, v, ğ, f, j	H, V, Ğ, F, J

Görüş ve önerileriniz için sosyal medya ortamlarından bize ulaşabilirsiniz.

Faydalı olması dileğiyle...

Paylaşımlarımızdan daha hızlı haberdar olmak için görsellere tıklayarak aşağıdaki kanallardan bizi takip edebilirsiniz.




Meb.Ders.Com
Facebook Grubu



Hasan Yıldırım
Facebook Grubu



Meb.Ders.Com
Telegram Kanalı



Hasan Yıldırım
Telegram Kanalı